

# **Routine childhood immunisation uptake – sharing good practice**

Hampshire and IOW Screening and Immunisation Team

The World Health Organisation (WHO) currently recommends that, nationally, at least 95% of children are immunised against diseases preventable by immunisation and targeted for elimination or control. Efforts must focus on achieving 95% uptake for all children within the routine childhood immunisation programme to deliver a future free of diseases such as measles, polio and rubella.

The latest data from the United Kingdom Health Security Agency (UKHSA) for January to March 2022 (Q4) shows that MMR1 coverage at 24 months in the UK increased by 0.7% to 90.2% in the UK, but this remains below the 95% target. Figures for England also increased compared to the previous quarter for MMR1 by 0.8% to 89.7% [Vaccine uptake guidance and the latest coverage data - GOV.UK \(www.gov.uk\)](https://www.gov.uk/government/publications/vaccine-uptake-guidance-and-the-latest-coverage-data).

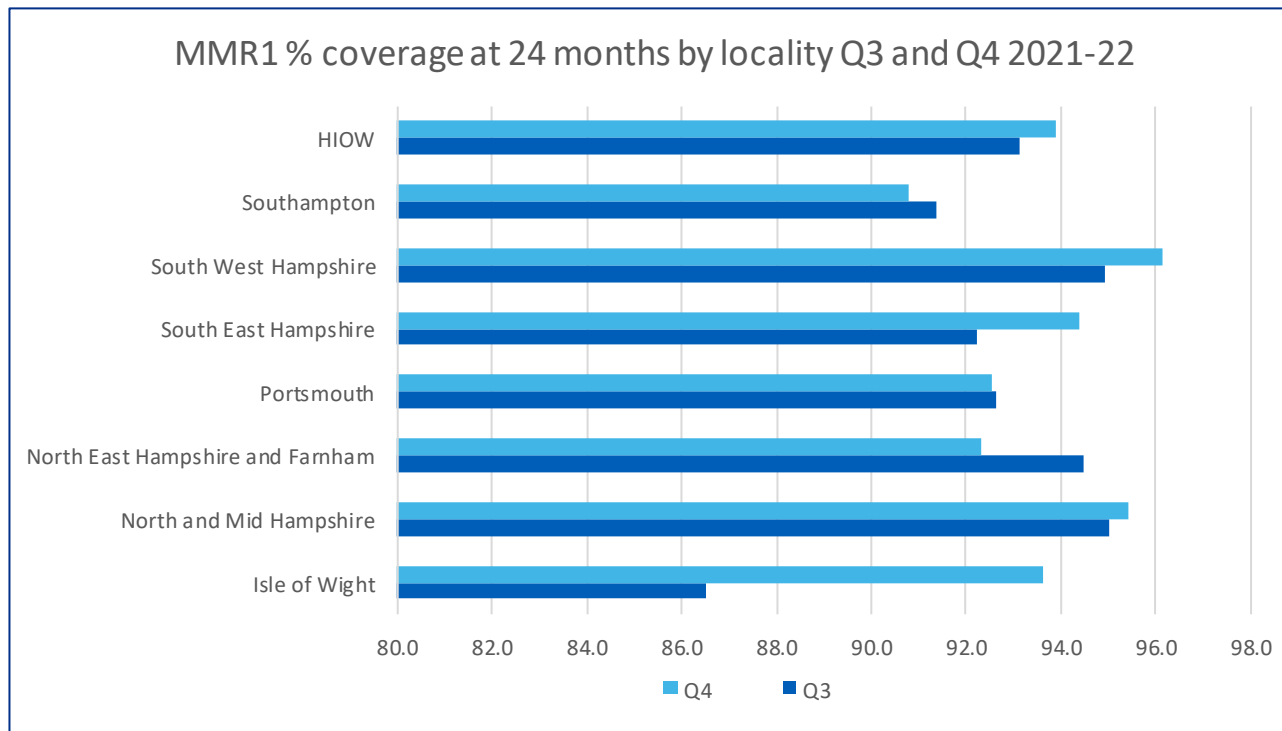
**Table 1.** Completed UK primary immunisations at 24 months by country Q4 2021-22 (numbers in brackets denote coverage for Q3 2021-22)

Geographical area	Number of local authorities and health boards	DTaP/IPV/Hib3/HepB%	PCV booster%	Hib/MenC booster%	MMR1%	MenB booster%
United Kingdom	177	93.5 (93.4)	89.7 (89.0)	90.3 (89.8)	90.2 (89.5)	89.3 (88.8)
Wales	7	95.8 (96.3)	93.5 (94.3)	93.4 (93.8)	93.9 (94.3)	93.6 (94.0)
Northern Ireland	5	95.2 (94.7)	92.0 (91.5)	92.0 (91.3)	91.9 (91.3)	91.3 (90.4)
Scotland	14	97 (96.9)	94.0 (94.3)	94.7 (94.4)	94.4 (94.1)	94.2 (94.0)
England	152	93.0 (93.0)	89.1 (88.3)	89.7 (89.1)	89.7 (88.9)	88.6 (88.1)

At a more local level, Hampshire and IOW is performing better than the England average on vaccination coverage of MMR1 at 24 months, with a rise of 0.8% to 93.4% uptake in Q4 but remains below the 95% target.

Uptake varies across the localities in Hampshire and the IOW. Of particular note, Southampton is falling further below the 95% standard, with the gap widening after a decrease of 0.6% to 90.8% for Q4 (chart 1). Ongoing work is needed to improve coverage to ensure children and communities are protected.

**Chart 1** MMR1 % coverage at 24 months by locality Q3 and Q4 2021-22



## Good practice example

The locality data (chart 1), hides a wide variation in uptake at PCN and practice level. PCN and practice level data is shared with practice managers and known immunisation leads, on a quarterly basis so that uptake can be monitored, and actions taken to support improvement. Recently the screening and immunisation team shared *'top 10 tips to improve vaccination uptake'* with practices (see appendix 1).

After sharing the *'top 10 tips'*, we approached a practice based in Southampton who consistently achieve uptake of 95% and above for all childhood vaccinations to find out what they do to ensure that they reach all their children and support them to attend for timely vaccination.

The practice was able to breakdown their approach to vaccination into three elements; immunisation checks, routine process and follow up of non-responders/non-attenders.

When discussing the actions they carry out, the staff highlighted that their processes had resulted in improved immunisation records and attendance for appointments. However, this could only be achieved and sustained with the whole team working together to ensure that no child was missed.

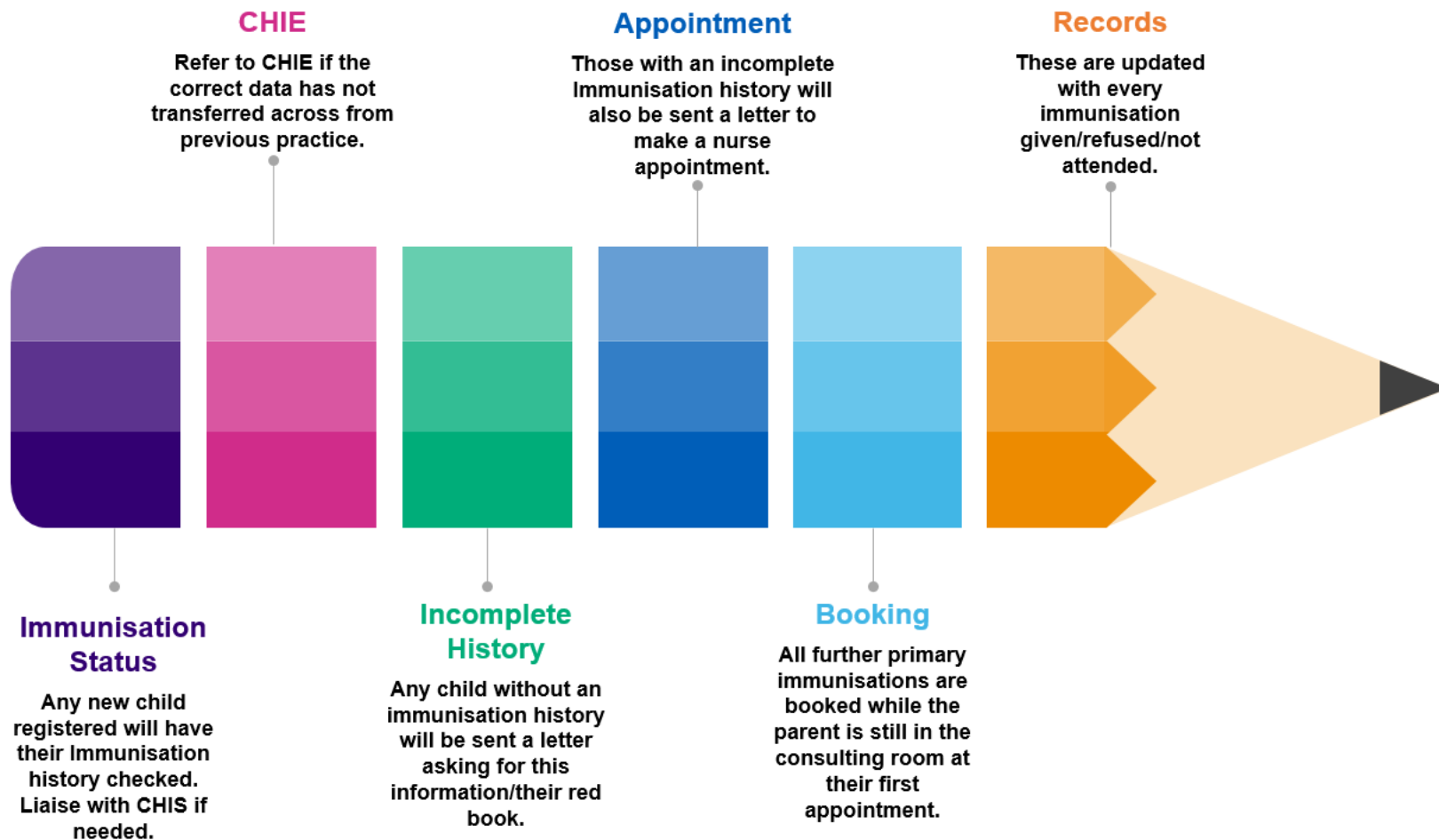
We hope you will find the following information useful when reviewing you own processes as we work towards achieving 95% uptake across childhood immunisations.

If practices require further information about achieving and maintaining high immunisation uptake, please contact Lordshill Health Centre or the HLOW SIT team at:

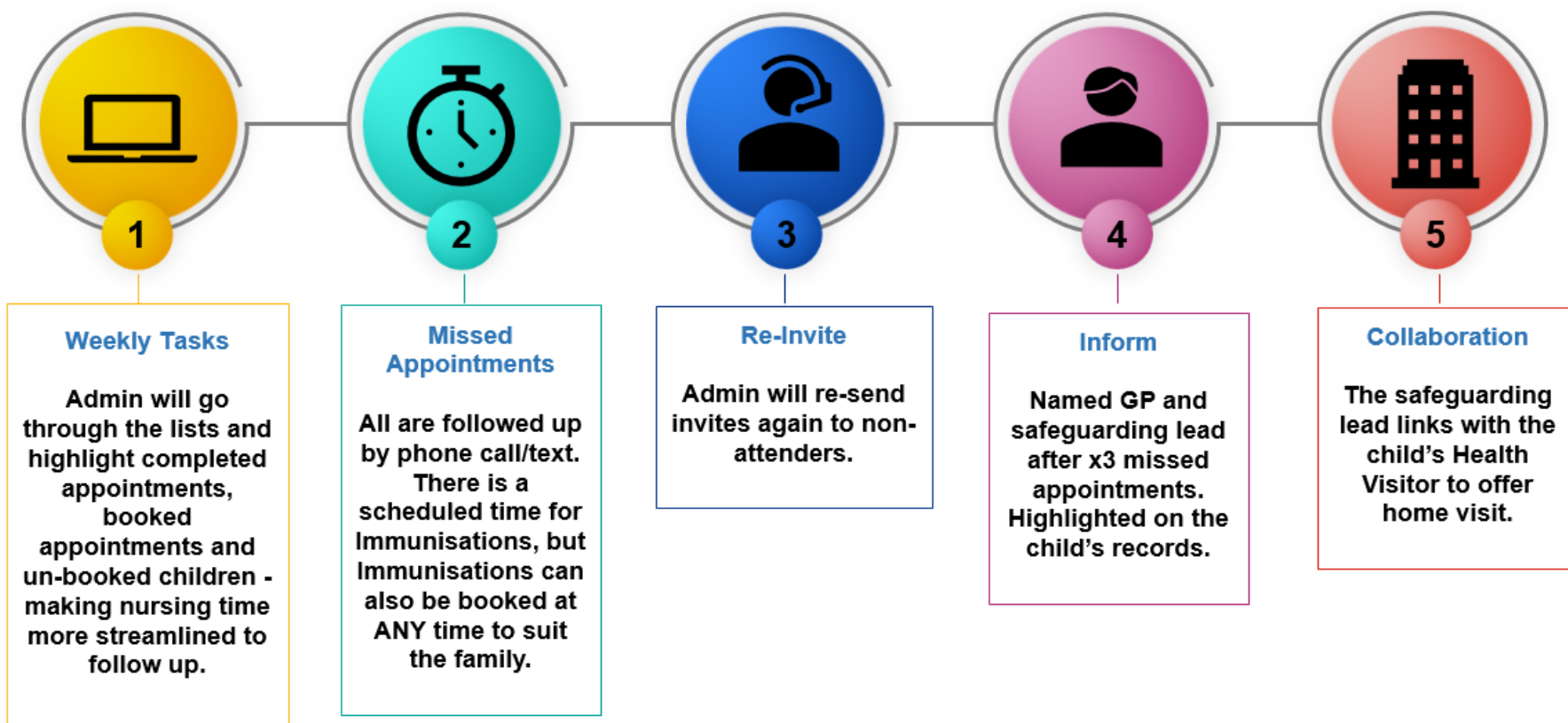
- **Lordshill HC:** [deena.geal@nhs.net](mailto:deena.geal@nhs.net) or [sarah.cox15@nhs.net](mailto:sarah.cox15@nhs.net)
- **HLOW SIT:** [england.hlow-sit@nhs.net](mailto:england.hlow-sit@nhs.net)

**If you have any other examples of how you have improved uptake that you would like to share, please contact HLOW SIT.**

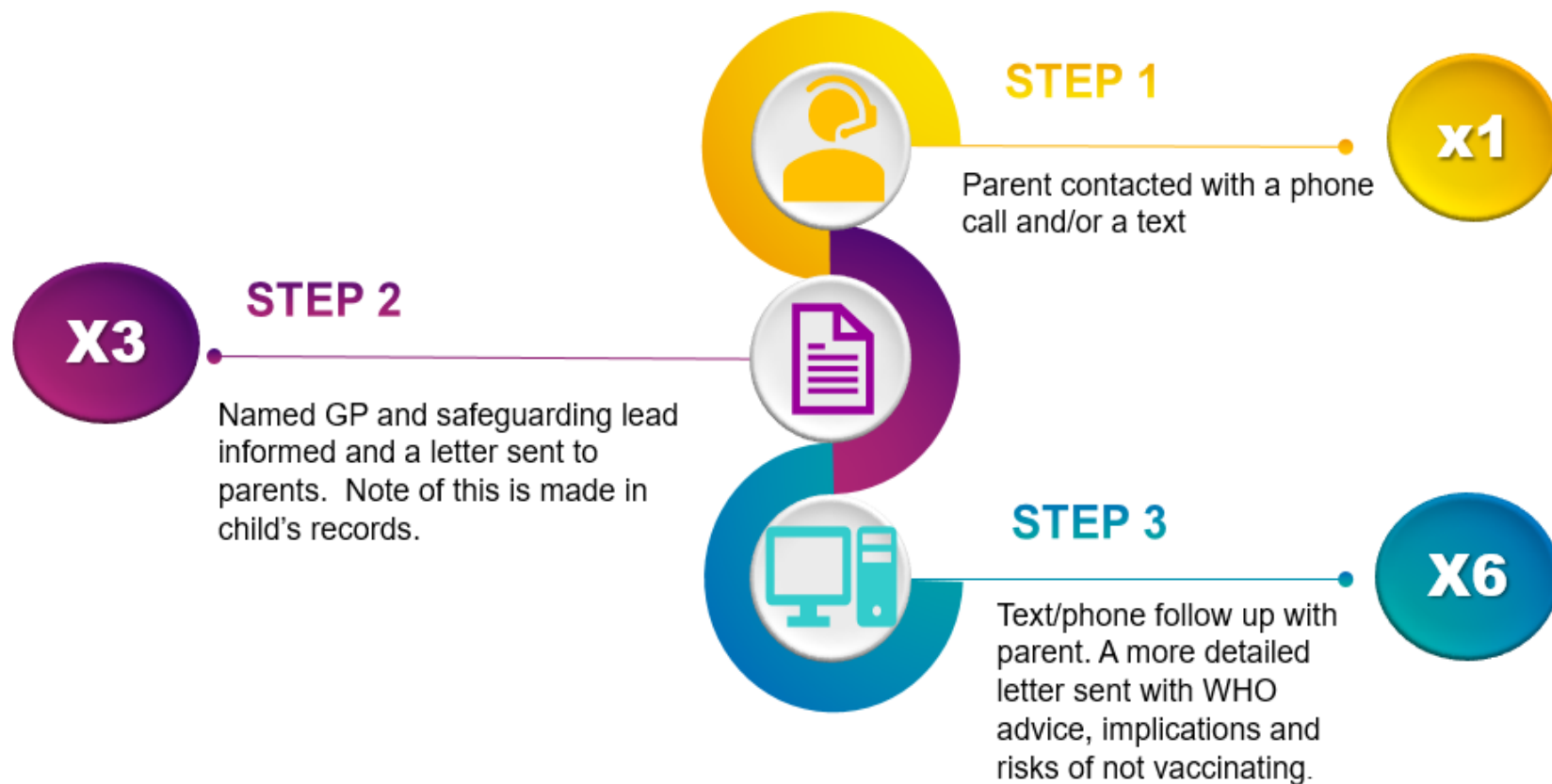
# 1. Immunisation record checks



## 2. Routine process



### 3. Not brought/not attended follow-up process



# Appendix 1: Top 10 tips to improve access and uptake

## Immunisation Uptake

### Top 10 tips to improve access and uptake

